



TECHNICAL DATA / FEATURES

- dimensions: $\phi 148 \times 105$
- source of light: H3
- maximum power: 70W, 55W
- nominal voltage: 12V-24V DC, 12V DC
- optics: standard
- light distribution angle: $37^\circ \times 18^\circ$
- IP rating: IP66
- housing's material: plastic
- housing's colour: black
- lens' material: glass, plastic
- built-in connectors: -
- other (optional): handle
switch
PC seal



ADDITIONAL INFORMATION

Work lamps are used to illuminate working space near vehicles, tractors, slow-moving machines and any other places where indicated voltage is available.

Mounting: as a freestanding on body panels. They can be installed in any position (standing, hanging, on side).

It is possible to install needed connectors on wire (on request).

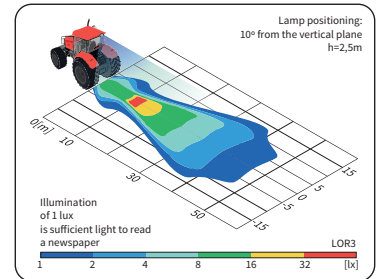
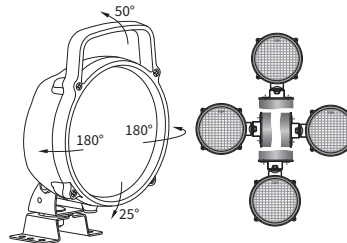
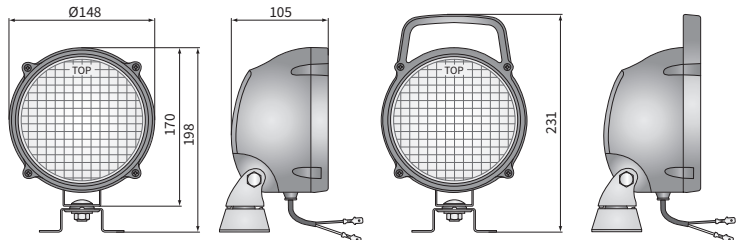
Do not use over 55W bulbs if the lamp is equipped with polycarbonate lens.

Replacement parts:

switch - cat. No. WYL1.46300

hermetic grommet - cat. No. A.28500

DIMENSIONS



Cat. number	Hella Catal. No.	Lens material		Accessories	bulb H3 12V	bulb H3 24V	omega bracket	handle	switch	cable 0,15 m	cable 0,5 m	Connectors	AMP Faston 250	Deutsch DT	AMP SuperSeal 1,5	Packaging / pc	carton box
		glass	plastic														
LOR3.23395	1G3 005 760-201	✓															1
LOR3.23393			✓														1
LOR3.23394			✓														1
LOR3.29395	1G3 005 760-221	✓			✓												1
LOR3.29393			✓														1
LOR3.23295	1G3 005 760-001	✓															1
LOR3.23296		✓				✓											1
LOR3.23292	1G3 996 001-331		✓														1