



TECHNICAL DATA / FEATURES

- dimensions: 156x92x85
- source of light: H3
- maximum power: 70W
- nominal voltage: 12V-24V DC
- optics: standard
- light distribution angle: 46° x 15°
- IP rating: IP66
- housing's material: plastic
- housing's colour: black
- lens' material: glass
- built-in connectors: -
- other: semipermeable membrane
PC lens (option)
blister pack (option)



ADDITIONAL INFORMATION

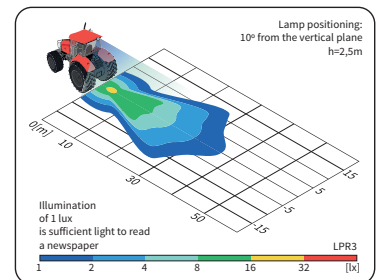

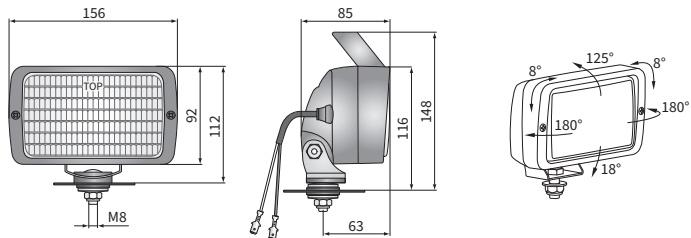
Work lamps are used to illuminate working space near vehicles, tractors, slow-moving machines and any other places where indicated voltage is available.

Mounting: as a freestanding on body panels. They can be installed in an upright or upside down position.

Do not use over 55W bulbs if the lamp is equipped with polycarbonate lens.

It is possible to install needed connectors on wire (on request).

DIMENSIONS



Cat. number	Hella Catal. No.	Cobo Catal. No.	Accessories						Connectors			Packaging / pc		
			bulb H3 12V	bulb H3 24V	handle	switch	omega bracket	cable 0,15 m	cable 0,25 m	AMP Faston 250	Deutsch DT	AMP SuperSeal 1,5	Cap / Pin	blister pack
LPR3.21782	1GA 998 522-007	05.0842.0000						✓					1	
LPR3.30182	1GA 998 522-007	05.0842.0000						✓						1
LPR3.31580	1GA 998 522-007	05.0842.0000	✓					✓						1
LPR3.31582	1GA 998 522-177	05.0842.0000	✓					✓						1
LPR3.21792	1GA 998 522-177	05.0842.0000		✓				✓						1
LPR3.31583			✓					✓		✓	2			1
LPR3.29582						✓		✓					1	
LPR3.30282					✓	✓		✓						1
LPR3.30283					✓	✓		✓						1
LPR3.38682							✓	✓						1
LPR3.31282					✓	✓	✓	✓						1